

## Original article

## Very short dual antiplatelet therapy after PCI and new DES: a meta-analysis of 5 randomized trials

Monica Verdoia,<sup>a,b</sup> Elvin Khedi,<sup>c</sup> Harry Suryapranata,<sup>d</sup> and Giuseppe De Luca<sup>a,e,\*</sup><sup>a</sup> Department of Translational Medicine, Eastern Piedmont University, Novara, Italy<sup>b</sup> Division of Cardiology, Ospedale degli Infermi, ASL BI, Biella, Italy<sup>c</sup> Department of Cardiology, ISALA Hospital, Zwolle, The Netherlands<sup>d</sup> Department of Cardiology, UMC St Radboud, Nijmegen, The Netherlands<sup>e</sup> Division of Cardiology, Azienda Ospedaliera-Universitaria "Maggiore della Carità", Novara, Italy

## Article history:

Received 16 January 2020

Accepted 17 March 2020

Available online 30 May 2020

## Keywords:

Dual antiplatelet therapy

Duration

Meta-analysis

Aspirin

Ticagrelor

Clopidogrel

## ABSTRACT

**Introduction and objectives:** Very early (1-3 months) discontinuation of dual antiplatelet therapy (DAPT) has been recently proposed in percutaneous coronary interventions with modern drug-eluting stents (DES), with contrasting results. The aim of the present meta-analysis was to evaluate the prognostic impact of very short DAPT regimens vs the standard 12-month regimen in patients undergoing percutaneous coronary intervention with new DES.

**Methods:** Literature and main scientific session abstracts were searched for randomized clinical trials (RCT). The primary efficacy endpoint was mortality, and the primary safety endpoint was major bleeding events. A prespecified analysis was conducted according to the long-term antiplatelet agent.

**Results:** We included 5 RCTs, with a total of 30 621 patients; 49.97% were randomized to very short (1-3 months) DAPT, followed by aspirin or P2Y<sub>12</sub>I monotherapy. Shorter DAPT duration significantly reduced the rate of major bleeding (2% vs 3.1%, OR, 0.62; 95%CI, 0.46-0.84; *P* = .002; *Phet* = .02), but did not significantly condition overall mortality (1.3% vs 2%, OR, 0.97; 95%CI, 0.73-1.29; *P* = .84; *Phet* = .18). The reduction in bleeding events was even more significant in trials randomizing event-free patients at the time of DAPT discontinuation. The occurrence of myocardial infarction and stent thrombosis was similar between shorter vs standard 12-month DAPT.

**Conclusions:** Based on the current meta-analysis, a very short (1-3 months) period is associated with a significant reduction in major bleeding compared with the standard 12-month therapy, with no increase in major ischemic events and comparable survival.

© 2020 Sociedad Española de Cardiología. Published by Elsevier España, S.L.U. All rights reserved.

## Tratamiento antiagregante de muy corta duración tras la ICP y nuevos SLF: metanálisis de 5 estudios aleatorizados

## RESUMEN

**Introducción y objetivos:** La interrupción muy precoz (entre 1 y 3 meses) del tratamiento antiagregante plaquetario doble (TAPD), ha aparecido recientemente en el intervencionismo percutáneo con la nueva generación de stents liberadores de fármacos. El objetivo del presente metanálisis fue evaluar el impacto pronóstico de los diferentes regímenes de doble terapia antiagregante corta o muy corta, comparada con la clásica durante 12 meses en pacientes tratados con intervencionismo coronario percutáneo con un stent liberador de fármacos (SLF) de nueva generación.

**Métodos:** Se buscaron ensayos clínicos aleatorizados en la literatura y en las principales sesiones científicas. El objetivo primario de eficacia fue la mortalidad y el objetivo primario de seguridad fueron las hemorragias mayores. Un análisis pre-especificado se realizó de acuerdo con el antiagregante elegido a largo plazo.

**Resultados:** Se incluyeron 5 ensayos clínicos aleatorizados con un total de 30.621 pacientes; entre los cuales, un 49,97% fueron aleatorizados a una TAPD muy corta (1-3 meses), seguidos de ácido acetilsalicílico o P2Y<sub>12</sub>I en monoterapia. Una TAPD más corta redujo significativamente el ratio de hemorragias mayores (2 frente a 3,1%, OR = 0,62; IC95%, 0,46-0,84; *p* = 0,002; *phet* = 0,02), aunque no se observó un impacto significativo en la mortalidad (1,3 frente a 2%, OR = 0,97; IC95%, 0,73-1,29; *p* = 0,84; *phet* = 0,18). La reducción de eventos como las hemorragias fue incluso más significativa en los ensayos aleatorizados en los que los pacientes estaban libres de eventos en el momento de la suspensión de la DAT. La aparición de infarto agudo de miocardio y la trombosis del stent fue similar en ambas estrategias (TAPD muy corta frente a TAPD clásica de 12 meses).

## SEE RELATED CONTENT:

<https://doi.org/10.1016/j.rec.2020.08.029>

\* Corresponding author: Chief, Interventional Cardiology, Azienda Ospedaliera-Universitaria "Maggiore della Carità", Eastern Piedmont University, Corso Mazzini 18, 28100 Novara, Italy.

E-mail address: [giuseppe.deluca@maggioreosp.novara.it](mailto:giuseppe.deluca@maggioreosp.novara.it) (G. De Luca).<https://doi.org/10.1016/j.rec.2020.03.009>

1885-5857/© 2020 Sociedad Española de Cardiología. Published by Elsevier España, S.L.U. All rights reserved.

**Conclusiones:** Basándonos en el actual metanálisis, un periodo muy breve (1-3 meses) de TAPD se asocia con una reducción significativa de hemorragia mayor en comparación con la terapia clásica de 12 meses, sin incremento de eventos isquémicos mayores y con una supervivencia similar.

© 2020 Sociedad Española de Cardiología. Publicado por Elsevier España, S.L.U. Todos los derechos reservados.

## Abbreviations

DAPT: dual antiplatelet therapy  
DES: drug-eluting stents  
P2Y<sub>12</sub>I: P2Y<sub>12</sub> inhibitors  
PCI: percutaneous coronary intervention

## INTRODUCTION

Due to improved stent technology, a progressive decrease in stent thrombosis has occurred.<sup>1,2</sup> In addition, the reduction in recurrent ischemic events produced by the application of more aggressive preventive pharmacological measures, including lipid-lowering drugs and antihypertensive medications<sup>3–6</sup> has warranted reconsideration of the role of dual antiplatelet therapy (DAPT) in patients undergoing percutaneous coronary interventions (PCI) with modern drug-eluting stents (DES).

Progressive shortening of the optimal DAPT duration has been recommended in guidelines,<sup>7,8</sup> currently indicating 6-month DAPT in chronic coronary disease, while maintaining the standard 12-month duration in acute settings. However, population aging and the increased proportion of patients at high risk for bleeding events has encouraged investigation into a further reduction in DAPT duration (1-3 months) especially in particular subsets of patients with a low ischemic profile.<sup>9,10</sup>

Since aspirin has been reported to be the major determinant of gastrointestinal bleeding complications,<sup>11</sup> several studies<sup>12–14</sup> have addressed the option of discontinuing aspirin after a very short DAPT period, continuing with P2Y<sub>12</sub>I monotherapy thereafter. Indeed, the reassuring results of the WOEST trial<sup>12</sup> have been limited by the inclusion of a selected population, 30% of whom had bare metal stents, were at high risk for bleeding events and required anticoagulation with clopidogrel. However, the introduction of more potent antiplatelet agents, such as ticagrelor, potentially providing per se adequate platelet inhibition, has led recent trials to evaluate a strategy of early aspirin discontinuation and long-term ticagrelor.<sup>14</sup>

Therefore, the aim of the present meta-analysis was to evaluate the prognostic impact of different regimens of very short DAPT compared with a standard 12-month treatment in patients undergoing PCI with modern DES.

## METHODS

### Eligibility and search strategy

The literature was scanned by formal searches of electronic databases (MEDLINE, Cochrane, and EMBASE) for clinical studies and scientific session abstracts, oral presentations, and/or expert slide presentations from January 2008 to October 2019. The following key words were used: “dual antiplatelet therapy”, “duration”, “clopidogrel”, “prasugrel”, “ticagrelor”, “drug-eluting stent”, “randomized”.

No language restrictions were applied. Inclusion criteria were as follows: a) studies comparing very short (< 6 months) durations

of DAPT treatment vs a standard 12-month strategy; b) invasive management of patients with PCI; c) use of new generation DES in more than 90% of the patients; d) availability of complete clinical and outcome data. Exclusion criteria were as follows: a) follow-up data in less than 90% of patients; b) use of old generation DES (Cypher, Taxus, Endeavor); and c) ongoing studies or irretrievable data. The final selection of included trials was made by individual screening of the potential full-length articles, independent assessment of the inclusion and exclusion criteria and risk of bias by 2 investigators, and final inclusion in the meta-analysis of the eligible studies.

### Data extraction and validity assessment

Data were independently abstracted by 2 investigators (M. Verdoia, G. De Luca). If the data were incomplete or unclear, the authors were contacted. Disagreements were resolved by consensus. Data were managed according to the intention-to-treat principle. The Bleeding Academic Research Consortium (BARC) definition of major bleedings was preferred, when reported.<sup>15</sup>

### Outcome measures

The primary efficacy endpoint was overall mortality at 12 months' follow-up. The primary safety endpoint was the rate of major bleeding complications (according to protocol definition).

Secondary endpoints were: a) recurrent myocardial infarction, and b) ST (definite or probable according to Academic Research Consortium-ARC definition).

### Data analysis

Statistical analysis was performed using the Review Manager 5.3 freeware package, SPSS 23.0 statistical package and Comprehensive Meta-Analysis (CMA, IBM Statistics). Odds ratios (OR) and 95% confidence intervals (95%CI) were used as summary statistics. The pooled OR was calculated by using a random effect model (Mantel-Haenszel). The Breslow-Day test was used to examine the statistical evidence of heterogeneity across the studies ( $P < .1$ ). Study quality was evaluated by the same 2 investigators according to a previously described score whose criteria are detailed in [table 1 of the supplementary data](#).<sup>3</sup> The risk of bias across studies was calculated using the CMA package. In particular, potential publication bias was examined by constructing a funnel plot, in which the sample size was plotted against ORs (for the primary endpoint). In addition, the Cochrane risk-of-bias tool for randomized trials was also applied to assess the risk of bias, by generating a classification table for each study according to the different types of bias. A meta-regression analysis was carried out according to the rate of acute coronary syndrome patients enrolled in the studies.

A sensitivity analysis was performed according to time to randomization (at the time of PCI or at DAPT discontinuation). The study was performed in compliance with the Preferred Reporting Items for Systematic reviews and Meta-Analyses (PRISMA) guidelines.<sup>16</sup>

## RESULTS

### Eligible studies

Of 1375 citations, 16 trials were initially identified.<sup>13–15,17–29</sup> Three trials were excluded because they allowed treatment with BMS or older DES<sup>19–21</sup> and 8 trials were excluded because the shortest DAPT period was 6 months.<sup>22–29</sup> Therefore, 5 randomized clinical trials were finally included with a total of 30 621 patients<sup>13–15,17,18</sup> (figure 1). A total of 3 trials<sup>14,17,18</sup> evaluated the benefits of a shorter, 3-month DAPT regimen (5801 patients randomized to 3 months and 5807 patients to 12 months), whereas 2 trials<sup>13,15</sup> further lowered the duration of DAPT to 1 month.

The antiplatelet agents used for the DAPT regimen were aspirin and clopidogrel (75 mg/d) or ticagrelor (90 mg bid), with prasugrel (10 mg/d) being allowed in 3 trials.<sup>15,17,18</sup> Maintenance antiplatelet therapy from DAPT discontinuation to 12 months was performed with aspirin in 1 study,<sup>17</sup> ticagrelor in 2 trials,<sup>13,14</sup> and any P2Y<sub>12</sub>I in 2 randomized clinical trials.<sup>15,18</sup>

The study characteristics of included trials are shown in table 1. Follow-up duration ranged from 1 year (in 3 trials) to 2 years,<sup>13,14</sup> although data at 12 months were considered in all the studies.

Table 2 displays the characteristics of enrolled patients. The mean age was 64.7 ± 2.7 years, 77.4% were male, 32.3% were diabetic, and 61.5% of patients had acute coronary syndrome (100% in 1 trial<sup>17</sup>). New-generation DES were used in most patients (100% in 4 randomized clinical trials, 97.8% in 1 study<sup>14</sup>).

### Clinical outcomes

#### Primary efficacy endpoint

Data on mortality were available in 30 552 patients (99.8% of the total population). A total of 416 patients (1.4%) had died at follow-up, with no significant difference in mortality with shorter vs longer DAPT duration (1.3% [198/1 282] vs 2% [218/15 306], OR, 0.97; 95%CI, 0.73–1.29; *P* = .84; *Phet* = .18, figure 2). Similar results were observed when the analysis was restricted to trials randomizing event-free patients at the time of DAPT discontinuation (OR, 0.94; 95%CI, 0.68–1.29, *P* = .70; *Phet* = .40). On meta-regression analysis, the impact of DAPT duration on outcomes was not influenced by the rate of patients with acute presentation

(*r* = 0.01, 95%CI, – 0.008 to 0.02, *P* = .26). For the assessment of publication bias, symmetric distribution of the mean effect size was observed by visual inspection of the funnel plot generated for the risk of mortality.

#### Primary safety endpoint

Data on major bleeding events were available in 30 552 patients (99.8%). The BARC (2–5) definition was used in 3 trials,<sup>13,17,18</sup> while 1 randomized clinical trial used the BARC (3–5) and another<sup>15</sup> the TIMI (Thrombolysis in Myocardial Infarction) definition. A major bleeding event was documented in 787 patients (2.6%).

As displayed in figure 3, shorter DAPT duration significantly reduced the rate of major bleeding events (2%, [308/15 282] vs 3.1% [479/15 306]), OR, 0.62; 95%CI, 0.46–0.84; *P* = .002; *Phet* = .02). The reduction in bleeding events was even more significant in trials randomizing event-free patients at the time of DAPT discontinuation (OR, 0.52; 95%CI, 0.40–0.68, *P* < .0001; *Phet* = .27). On meta-regression analysis, the increased risk of hemorrhagic events with very short DAPT was not influenced by the rate of acute patients (*r* = 0.007, 95%CI, – 0.01 to 0.026, *P* = .48). For the assessment of publication bias, symmetric distribution of the mean effect size was observed by visual inspection of the funnel plot generated for the risk of major bleeding events.

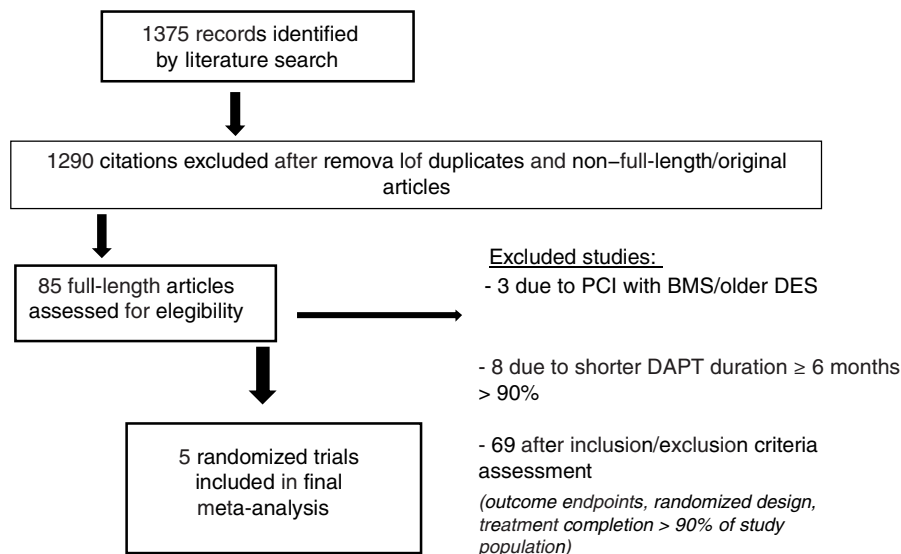
### Secondary endpoints

#### Myocardial infarction

Data on recurrent myocardial infarction were available in 3552 patients (99.8%), of whom 386 (1.3%) experienced an event. No difference in the risk of nonfatal myocardial infarction was observed between a shorter vs longer DAPT strategy (figure 4). On meta-regression analysis, the impact of DAPT duration on myocardial infarction was not influenced by the rate of acute patients (*r* = 0.009, 95%CI, – 0.005 to 0.022; *P* = .21).

#### Stent thrombosis

Data on definite/probable stent thrombosis were available in 14 620 patients (44.7%); 1 study<sup>13</sup> evaluated only definite stent



**Figure 1.** Flow diagram of the systematic overview process. BMS, bare metal stent; DAPT, dual antiplatelet therapy; DES, drug-eluting stents; PCI, percutaneous coronary interventions.

**Table 1**  
Characteristics of included randomized studies

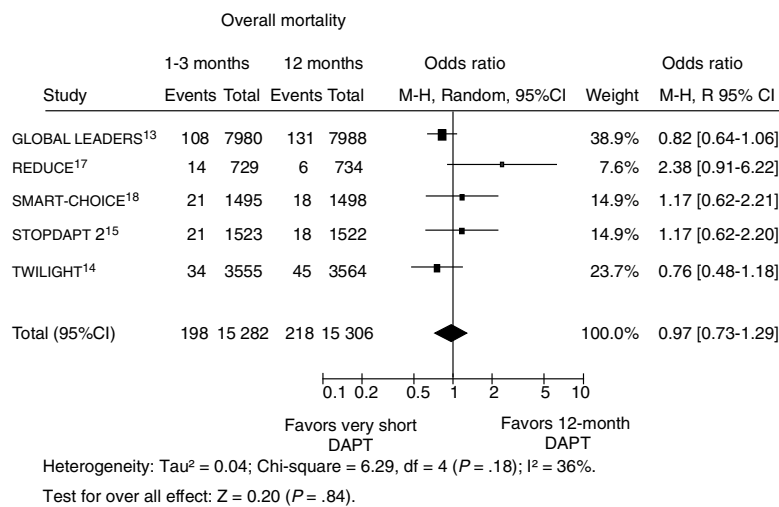
Study	Publication	Type	Antiplatelet treatment				Time to randomization	Inclusion	Exclusion	Quality score
			Strategy shorter DAPT	Months	Strategy longer DAPT	Months				
GLOBAL LEADERS <sup>13</sup>	2018	Multicenter, RCT	Ticagrelor (90 mg bid) alone for 23 mo	1	Aspirin (75-100 mg qd) + ticagrelor (90 mg bid) for 11 mo or clopidogrel (75 mg qd) then aspirin alone	12	At index PCI	1. Patients scheduled to undergo PCI for stable coronary artery disease or acute coronary syndromes	Oral anticoagulation indicated	10
SMART-CHOICE <sup>18</sup>	2019	Multicenter, RCT	Clopidogrel 75 mg qd or prasugrel 10 mg qd, or ticagrelor 90 mg bid	3	Aspirin 100 mg qd + clopidogrel 75 mg qd or prasugrel 10 mg qd or ticagrelor 90 mg bid	12	At 3 mo	1. Age 20 years or older; 2. 1 or more stenosis of 50% or more in a native coronary artery with visually estimated diameter of 2.25 mm or greater and 4.25 mm or smaller amenable to stent implantation, 3. Patients who have undergone PCI	1. Known hypersensitivity or contraindication to aspirin, clopidogrel, prasugrel, ticagrelor, everolimus, or sirolimus; 2. Hemodynamic instability or cardiogenic shock; 3. Active pathologic bleeding; 4. Drug-eluting stent implantation within 12 mo before the index procedure; 5. Women of childbearing potential; noncardiac comorbid conditions	10
STOPDAPT-2 <sup>15</sup>	2019	Multicenter, RCT	Clopidogrel 75 mg qd	1	Aspirin + clopidogrel 75 mg qd	12	At 1 mo	1. PCI with exclusive use of CoCr-EES; 2. No major complications during hospitalization for index PCI; 3. No plan for staged PCI; 4. Patients who could take DAPT with aspirin and P2Y <sub>12</sub> inhibitors	With a life expectancy less than 2 years; 6. Conditions that may result in protocol nonadherence	9
TWILIGHT <sup>14</sup>	2019	Multicenter, RCT	Ticagrelor (90 mg bid)	3	Ticagrelor (90 mg bid) and enteric-coated aspirin (81-100 mg qd)	12	At 3 mo	High-risk patients who have undergone successful PCI with at least 1 locally approved drug-eluting stent discharged on DAPT with aspirin and ticagrelor for at least 3 mo	1. Need for oral anticoagulants; 2. History of intracranial hemorrhage	10
REDUCE <sup>17</sup>	2019	Multicenter, RCT	Aspirin + prasugrel, ticagrelor (preferred over clopidogrel)	3	Aspirin + prasugrel, ticagrelor (preferred over clopidogrel)	12	Before discharge for index PCI	1. ACS patients undergoing successful COMBO stent implantation	1. Recent major bleeding; 2. Contraindication to DAPT; 3. Revascularization with other stent type; 4. Need for permanent DAPT due to comorbidities	10

ACS, acute coronary syndrome; bid, bis in diem, CoCr-EES, cobalt chromium everolimus-eluting stent; DAPT, dual antiplatelet therapy; PCI, percutaneous coronary interventions; qd, quid diem; RCT, randomized clinical trial.

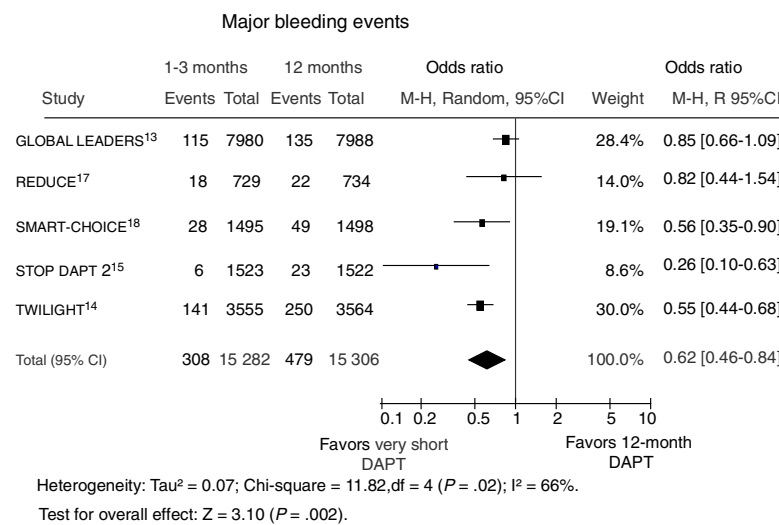
**Table 2**  
Clinical features of patients in included studies

Study	REDUCE <sup>17</sup>	GLOBAL LEADERS <sup>13</sup>	SMART-CHOICE <sup>18</sup>	STOPDAPT-2 <sup>15</sup>	TWILIGHT <sup>14</sup>
Patients (short/longer DAPT)	729/734	7980/7988	1495/1498	1523/1522	3555/3564
ACS/Overall population, %	100	46.9	58.2	38.2	64.3
Follow-up, mo	12	24	12	12	24
Bleeding definition	BARC 2-5	BARC 3-5	BARC 2-5	TIMI	BARC 2-5
Mean age	61.2/60.5	64.5/64.6	64.6/64.4	68.1/69.1	65.2/65.1
Male sex, %	82.6/77.3	76.6/76.9	72.7/74.2	78.9/76.5	76.2/76.1
Diabetes mellitus, %	21.6/19.5	25.7/24.9	38.2/36.8	39/38	37.1/36.5
ST-segment elevation myocardial infarction, %	47.2/47.2	13.3/12.9	11/10	19.4/17.9	-/-
New P2Y <sub>12</sub> inhibitors (%; short/12 months DAPT)	58.9/59.5	100/52	23.1/22.4	39.8/37.1	100/100
Mean stent length, mm	25.5	24.8	37.9	30.4	39.9
Stent type	SES with Luminal CD34+ Antibody Coating	Biolimus A9-eluting stent	CoCr-EES; platinum-chromium EES or SES with biodegradable polymer	CoCr-EES	Locally approved DES

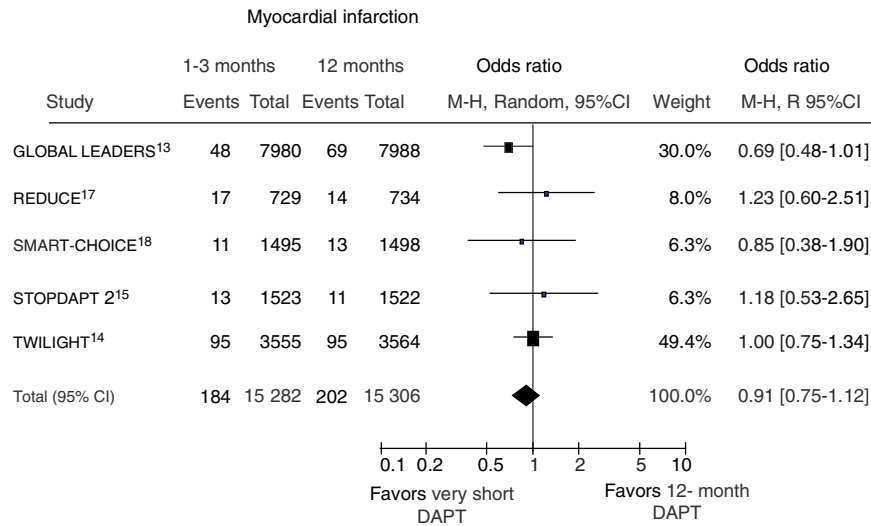
ACS, acute coronary syndrome; CoCr-EES, cobalt chromium everolimus-eluting stent; DAPT, discontinuation of dual antiplatelet therapy; DES, drug-eluting stent; SES, sirolimus-eluting stent.



**Figure 2.** Effect of shorter vs longer dual antiplatelet therapy duration on mortality with odds ratios and 95% confidence intervals. The size of the data markers (squares) is approximately proportional to the statistical weight of each trial. 95%CI, confidence interval; DAPT, dual antiplatelet therapy; M-H, Mantel-Haenszel; R, random.



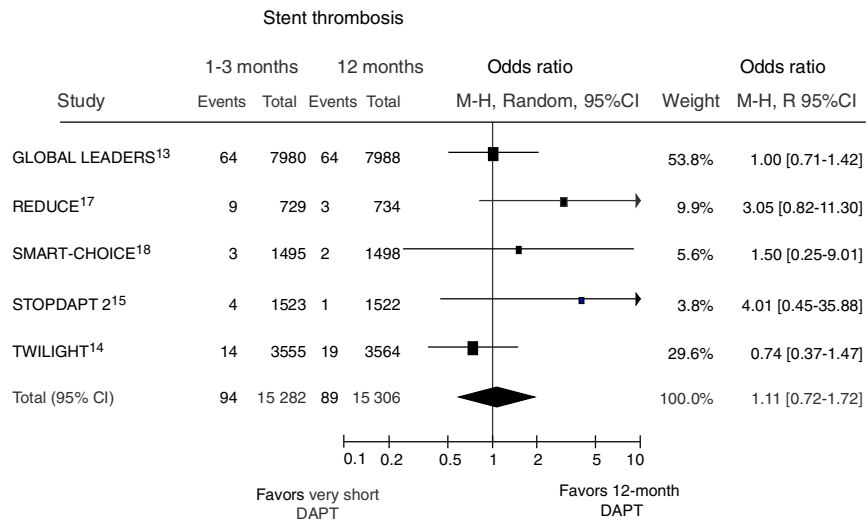
**Figure 3.** Effect of shorter vs longer dual antiplatelet therapy duration on major bleedings with odds ratios and 95% confidence intervals. The size of the data markers (squares) is approximately proportional to the statistical weight of each trial. 95%CI, confidence interval; DAPT, dual antiplatelet therapy; M-H, Mantel-Haenszel; R, random.



Heterogeneity: Tau<sup>2</sup> = 0.00; Chi-square = 3.60, df = 4 (P = .46); I<sup>2</sup> = 0%.

Test for over all effect: Z = 0.89 (P = .38).

**Figure 4.** Effect of shorter vs longer dual antiplatelet therapy duration on myocardial infarction with odds ratios and 95% confidence intervals. The size of the data markers (squares) is approximately proportional to the statistical weight of each trial. 95%CI, confidence interval; DAPT, dual antiplatelet therapy; M-H, Mantel-Haenszel; R, random.



Heterogeneity: Tau<sup>2</sup> = 0.32; Chi-square = 5.07, df = 3 (P = .17); I<sup>2</sup> = 41%.

Test for over all effect: Z = .89 (P = .37).

**Figure 5.** Effect of shorter vs longer dual antiplatelet therapy duration on stent thrombosis (definite/probable) with odds ratios and 95% confidence intervals. The size of the data markers (squares) is approximately proportional to the statistical weight of each trial. 95%CI, confidence interval; DAPT, dual antiplatelet therapy; M-H, Mantel-Haenszel; R, random.

thrombosis and, furthermore, data were not available at 12 months. A total of 55 patients (0.4%) experienced such an event, with comparable rates in patients receiving shorter vs longer DAPT duration (figure 5). On meta-regression analysis, the risk of stent thrombosis with a shorter DAPT was not influenced by the rate of acute patients (r = 0.006, 95%CI, - 0.004 to 0.005, P = .81).

**DISCUSSION**

The present meta-analysis is the first study to address the prognostic impact of very short (1-3 months) DAPT duration vs the traditional 12-month duration in patients undergoing percutaneous coronary revascularization with modern DES.

In recent years, the technological development of DES has led to a progressive reduction in thrombotic complications, thereby allowing the possibility of a shorter DAPT regimen after PCI, although the modest number and heterogeneity of randomized trials prevent a change in the recommendation of a 12-month DAPT regimen, which is still based on the results of the outdated CURE trial.<sup>19,30-33</sup>

Therefore, the role of DAPT has recently been reconsidered, progressively shifting from a “protective” antithrombotic treatment for the implanted stent to a preventive strategy for the patient in order to lower the occurrence of recurrent ischemic events. Thus, greater attention has been focused on the evaluation of patient risk profiles, often requiring that a balance be found between thrombotic and bleeding complications, especially as a

result of the increased complexity and more advanced age of the population currently undergoing PCI.<sup>34,35</sup> Indeed, several studies and registries<sup>36–39</sup> have linked anemia and hemorrhagic complications with earlier DAPT discontinuation, leading to an increased risk of ischemic events and impaired survival.

Current guidelines on myocardial revascularization recommend a 6-month DAPT duration as the optimal compromise between thrombosis and bleeding events,<sup>8</sup> although they leave a margin for more “individualized” DAPT strategies, either shorter, in the case of high-bleeding risk with low thrombotic profile, or longer, in patients with more advanced coronary disease or acute presentation.

Nevertheless, recent randomized clinical trials have demonstrated the noninferiority of 6-month DAPT compared with the traditional 12 months even in acute coronary syndrome, potentially further expanding the indications for early DAPT discontinuation. In particular, the REDUCE trial,<sup>17</sup> specifically dedicated to acute coronary syndrome patients, documented at 2 years of follow-up, the noninferiority of a 3-month DAPT vs 1 year in a total of 1496 patients treated with a new generation DES (COMBO), of whom almost 50% had ST-segment elevation myocardial infarction and almost 60% were receiving the more potent oral P2Y<sub>12</sub> inhibitors.

The introduction of oral antithrombotic drugs such as ticagrelor and prasugrel has offered new options for the pharmacological management of patients undergoing PCI.<sup>40,41</sup> However, the greatest prognostic advantages with these drugs have been demonstrated in association with aspirin. In the context of acute coronary syndrome, recent studies<sup>13,14</sup> have suggested that ticagrelor, as a single antiplatelet therapy (SAPT), can also be considered in elective patients, providing the benefit of a more potent antiplatelet drug in the early phases after stent implantation, without exposing the patient to a prolonged risk of hemorrhagic complications.

The GLOBAL LEADERS trial<sup>13</sup> compared 1-month DAPT followed by 23-month ticagrelor vs standard 12-month DAPT in 15 968 patients, showing that ticagrelor alone was comparable to standard DAPT for the primary endpoint of mortality and myocardial infarction.

The subsequent TWILIGHT trial<sup>14</sup> included patients undergoing PCI who were at high risk of ischemic or hemorrhagic complications. After 3 months, SAPT with ticagrelor was associated with a significant reduction in the primary safety endpoint compared with 12-month DAPT (3.6% vs 7.6%,  $P < .01$ ), with no difference in the secondary ischemic endpoint (4.3% vs 4.5%).

Several options are now available for DAPT among patients undergoing PCI, including various combinations and durations, although supported by randomized trials performed with dedicated DES and in selected subsets of patients. However, the heterogeneity of the enrolled population and DAPT strategy have so far prevented the generalisability of our results and the inclusion of these findings in routine clinical practice.

The present meta-analysis aimed to assess whether the clinical benefits of very short DAPT among patients undergoing PCI with new DES can be assimilated to a “class” effect for all the different DAPT strategies globally or should rather be considered only in special settings. We demonstrated that the early discontinuation of the second antiplatelet agent within the first 1 to 3 months after randomization is associated with a significant reduction in hemorrhagic complications without increasing the risk of thrombotic events and has a null effect on mortality.

The greatest benefits on the occurrence of bleeding events were observed in studies enrolling patients at the time of DAPT discontinuation and which therefore evaluated only the benefits of SAPT while excluding those patients experiencing an event during the first phase of mandatory DAPT. However, a previous

subanalysis of the PLATO trial<sup>40</sup> showed that most noncoronary artery bypass graft-related bleeding events occurred within the first 30 days after randomization, thereby further indicating the importance of correct stratification of patient risk profile, accounting for both clinical and angiographic features, even before PCI, in order to assign the patients to the best strategy for coronary revascularization and antithrombotic therapy.

Although very short DAPT appears safe and effective in most of the patients treated with modern DES, a more individualized approach is still warranted and future randomized trials are required to shed light on the criteria to be applied for DAPT optimization.

## Limitations

This meta-analysis has some limitations. The most important relates to the synthesis of data from trials including patients with both chronic and acute coronary syndrome and with different ischemic and bleeding risk profiles. However, no significant heterogeneity was found in our primary efficacy and safety endpoints and, moreover, such a broad spectrum of patients could also represent a strength of our meta-analysis, revealing the feasibility of very short DAPT in a large-scale population, as in real life.

Moreover, the definition of the primary composite endpoint differed among the distinct studies (including in certain trials stent thrombosis, stroke, and major bleeding events) and therefore we preferred to evaluate mortality as our primary endpoint and the individual components of ischemic risk (myocardial infarction). However, based on the negative findings of our analysis and the similar conclusions of previous studies,<sup>42–44</sup> we do not expect the findings to differ if the overall rate of MACE were evaluated.

The use of different stents is another important limitation. Stents were restricted to newer DES technologies, leading to a faster re-endothelization and lower thrombotic risk.<sup>42</sup> Furthermore, we included different antiplatelet strategies, since aspirin was discontinued in most trials, while long-term treatment consisted of either ticagrelor or clopidogrel. Equally, we were unable to evaluate studies maintaining DAPT for 1 or 3 months separately, due to the small number of included trials. Nevertheless, our findings are not dissimilar to the previous conclusions of trials and meta-analyses performed with 6- vs 12-month DAPT,<sup>43</sup> although no study has so far compared a strategy of 1 to 3 months vs 6 months. In addition, 30-day of DAPT has proven sufficient to prevent thrombotic events with most modern DES.<sup>44</sup>

Finally, the delayed randomization strategy used in some trials, restricting inclusion to event-free patients at the end of the minimum planned DAPT duration, may have excluded high-risk patients who might have obtained greater benefits from a shorter or more prolonged DAPT, such as those with advanced age, ST-segment elevation myocardial infarction presentation, complex coronary anatomy, diabetes, renal failure, or the need for oral anticoagulation.

## CONCLUSIONS

Based on the current meta-analysis, DAPT discontinuation after a short (1–3 months) period of DAPT is associated with a significant reduction in major bleeding events compared with the standard 12-month therapy, with no increase in major ischemic events and comparable survival. Therefore, very short DAPT can be safely considered among patients undergoing PCI with modern DES, especially if at high-risk for bleeding complications. Future randomized trials are needed to better define the best long-term antiplatelet strategy.

## WHAT IS KNOWN ABOUT THE TOPIC?

- Current guidelines on myocardial revascularization recommend 6-month DAPT as the optimal compromise between thrombosis and bleeding events.
- Recent randomized trials have shown the feasibility of extremely short (< 6 months) DAPT strategies and early discontinuation of aspirin.

## WHAT DOES THIS STUDY ADD?

- We performed a meta-analysis of 5 randomized clinical trials and more than 30 000 patients undergoing PCI with modern DES.
- We demonstrate that the early discontinuation of the second antiplatelet agent within the first 1 to 3 months after randomization is associated with a significant reduction in hemorrhagic complications without increasing the risk of thrombotic events and no effect on mortality.
- Future randomized trials are required to shed light on the criteria to be applied for the optimization of DAPT.

## CONFLICTS OF INTEREST

The authors declare no conflicts of interest.

## APPENDIX. SUPPLEMENTARY DATA

Supplementary data associated with this article can be found in the online version available at <https://doi.org/10.1016/j.rec.2020.03.009>

## REFERENCES

- Palmerini T, Benedetto U, Biondi-Zoccai G, et al. Long-Term Safety of Drug-Eluting and Bare-Metal Stents: Evidence From a Comprehensive Network Meta-Analysis. *J Am Coll Cardiol*. 2015;65:2496–2507.
- De Luca G, Smits P, Hofma SH, et al. Drug-Eluting Stent in Primary Angioplasty (DESERT 3) cooperation Everolimus eluting stent vs first generation drug-eluting stent in primary angioplasty: A pooled patient-level meta-analysis of randomized trials. *Int J Cardiol*. 2017;244:121–127.
- Verdoia M, Schaffer A, Barbieri L, et al. Benefits from new ADP antagonists as compared with clopidogrel in patients with stable angina or acute coronary syndrome undergoing invasive management: a meta-analysis of randomized trials. *J Cardiovasc Pharmacol*. 2014;63:339–350.
- De Luca G, Navarese E, Marino P. Risk profile and benefits from Gp IIb/IIIa inhibitors among patients with ST-segment elevation myocardial infarction treated with primary angioplasty: a meta-regression analysis of randomized trials. *Eur Heart J*. 2009;30:2705–2713.
- Knuuti J, Wijns W, Saraste A, et al. ESC Scientific Document Group. 2019 ESC Guidelines for the diagnosis and management of chronic coronary syndromes. *Eur Heart J*. 2020;41:407–477.
- Wilson PWF, Polonsky TS, Miedema MD, Khera A, Kosinski AS, Kuvlin JT. Systematic Review for the 2018 AHA/ACC/AACVPR/AAPA/ABC/ACPM/ADA/AGS/APhA/ASPC/NLA/PCNA Guideline on the Management of Blood Cholesterol: A Report of the American College of Cardiology/American Heart Association Task Force on Clinical Practice Guidelines. *Circulation*. 2019;139:e1144–e1161.
- Mehta SR, Baine KR, Cantor WJ, et al. members of the Secondary Panel 2018 Canadian Cardiovascular Society/Canadian Association of Interventional Cardiology Focused Update of the Guidelines for the Use of Antiplatelet Therapy. *Can J Cardiol*. 2018;34:214–233.
- Valgimigli M, Bueno H, Byrne RA, et al. ESC Scientific Document Group ESC Committee for Practice Guidelines (CPG); ESC National Cardiac Societies 2017 ESC focused update on dual antiplatelet therapy in coronary artery disease developed in collaboration with EACTS: The Task Force for dual antiplatelet therapy in coronary artery disease of the European Society of Cardiology (ESC) and of the European Association for Cardio-Thoracic Surgery (EACTS). *Eur Heart J*. 2018;39:213–260.
- Varenne O, Cook S, Sideris G, et al. SENIOR Investigators. Drug-eluting stents in elderly patients with coronary artery disease (SENIOR): A randomised single-blind trial. *Lancet*. 2018;391:41–50.
- Raber L, Kelbaek H, Ostojic M, et al. COMFORTABLE AMI Trial Investigators Effect of biolimus-eluting stents with biodegradable polymer vs bare-metal stents on cardiovascular events among patients with acute myocardial infarction: The COMFORTABLE AMI randomized trial. *JAMA*. 2012;308:777–787.
- Nikolsky E, Stone GW, Kirtane AJ, et al. Gastrointestinal bleeding in patients with acute coronary syndromes: incidence, predictors, and clinical implications: analysis from the ACUITY (Acute Catheterization and Urgent Intervention Triage Strategy) trial. *J Am Coll Cardiol*. 2009;54:1293–1302.
- Dewilde WJ, Oirbans T, Verheugt FW, et al. WOEST study investigators Use of clopidogrel with or without aspirin in patients taking oral anticoagulant therapy and undergoing percutaneous coronary intervention: an open-label, randomised, controlled trial. *Lancet*. 2013;381:1107–1115.
- Vranckx P, Valgimigli M, Jüni P, et al. GLOBAL LEADERS Investigators Ticagrelor plus aspirin for 1 month, followed by ticagrelor monotherapy for 23 months vs aspirin plus clopidogrel or ticagrelor for 12 months, followed by aspirin monotherapy for 12 months after implantation of a drug-eluting stent: a multicentre, open-label, randomised superiority trial. *Lancet*. 2018;392:940–949.
- Mehran R, Baber U, Sharma SK, et al. Ticagrelor with or without Aspirin in High-Risk Patients after PCI. *N Engl J Med*. 2019;381:2032–2042.
- Watanabe H, Domei T, Morimoto T, et al. STOPDAPT-2 Investigators. Effect of 1-Month Dual Antiplatelet Therapy Followed by Clopidogrel vs 12-Month Dual Antiplatelet Therapy on Cardiovascular and Bleeding Events in Patients Receiving PCI: The STOPDAPT-2 Randomized Clinical Trial. *JAMA*. 2019;321:2414–2427.
- Liberati A, Altman DG, Tetzlaff J, et al. The PRISMA statement for reporting systematic reviews and meta-analyses of studies that evaluate health care interventions: explanation and elaboration. *Ann Intern Med*. 2009;151:W65–W94.
- De Luca G, Damen SA, Camaro C, et al. Collaborators Final results of the Randomised Evaluation of short-term Dual antiplatelet therapy in patients with acute Coronary syndromeE treated with a new generation stent (REDUCE) trial *EuroIntervention*. 2019;15:e990–e998.
- Hahn JY, Song YB, Oh JH, et al. Effect of P2Y12 Inhibitor Monotherapy vs Dual Antiplatelet Therapy on Cardiovascular Events in Patients Undergoing Percutaneous Coronary Intervention: The SMART-CHOICE Randomized Clinical Trial. *JAMA*. 2019;321:2428–2437.
- Mehta SR, Yusuf S, Peters RJ, et al. Clopidogrel in Unstable angina to prevent Recurrent Events trial (CURE) Investigators Effects of pretreatment with clopidogrel and aspirin followed by long-term therapy in patients undergoing percutaneous coronary intervention: the PCI-CURE study. *Lancet*. 2001;358:527–533.
- Kim BK, Hong MK, Shin DH, et al. RESET Investigators. A new strategy for discontinuation of dual antiplatelet therapy: the RESET Trial (Real Safety and Efficacy of 3-month dual antiplatelet Therapy following Endeavor zotarolimus-eluting stent implantation). *J Am Coll Cardiol*. 2012;60:1340–1348.
- Feres F, Costa RA, Abizaid A, et al. OPTIMIZE Trial Investigators Three vs twelve months of dual antiplatelet therapy after zotarolimus-eluting stents: the OPTIMIZE randomized trial. *JAMA*. 2013;310:2510–2522.
- Qi J, Li Y, Li J, et al. Safety and efficacy of 6-month versus 12-month dual antiplatelet therapy in patients after implantation of multiple biodegradable polymer-coated sirolimus-eluting coronary stents: Insight from the I-LOVE-IT 2 trial. *Catheter Cardiovasc Interv*. 2017;89(S1):555–564.
- Gwon HC, Hahn JY, Park KW, et al. Six-month versus 12-month dual antiplatelet therapy after implantation of drug-eluting stents: the efficacy of xience/promus versus cypher to reduce late loss after stenting (EXCELLENT) randomized, multicenter study. *Circulation*. 2012;125:505–513.
- Colombo A, Chieffo A, Frasieri A, et al. Second Generation Drug-Eluting Stents Implantation Followed by Six Versus Twelve-Month - Dual Antiplatelet Therapy-The SECURITY Randomized Clinical Trial. *J Am Coll Cardiol*. 2014;64:2086–2097.
- Schulz-Schüpke S, Byrne RA, Ten Berg JM, et al. Intracoronary Stenting and Antithrombotic Regimen: Safety And Efficacy of 6 Months Dual Antiplatelet Therapy After Drug-Eluting Stenting (ISAR-SAFE) Trial Investigators ISAR-SAFE: a randomized, double-blind, placebo-controlled trial of 6 vs. 12 months of clopidogrel therapy after drug-eluting stenting. *Eur Heart J*. 2015;36:1252–1263.
- Hahn JY, Song YB, Oh JH, et al. SMART-DATE investigators 6-month versus 12-month or longer dual antiplatelet therapy after percutaneous coronary intervention in patients with acute coronary syndrome (SMART-DATE): a randomised, open-label, non-inferiority trial. *Lancet*. 2018;391:1274–1284.
- Valgimigli M, Campo G, Monti M, et al. Short- versus long-term duration of dual antiplatelet therapy after coronary stenting (PRODIGY): a randomized multicenter trial. *Circulation*. 2012;125:2015–2026.
- Gilard M, Barragan P, Al Noryani A, et al. Is 6 months DAPT after coronary stenting not inferior to 24 months? The Italic/Italic + Randomized trial. Results of the one year primary endpoint. *J Am Coll Cardiol*. 2015;65:777–786.
- Kedhi E, Fabris E, van der Ent M, et al. Six months versus 12 months dual antiplatelet therapy after drug-eluting stent implantation in ST-elevation myocardial infarction (DAPT-STEMI): randomised, multicentre, non-inferiority trial. *BMJ*. 2018;363:k3793.
- Bonaa KH, Mannsverk J, Wiseth R, et al. NORSTENT Investigators. Drug-eluting or bare-metal stents for coronary artery disease. *N Engl J Med*. 2016;375:1242–1252.
- Verdoia M, Kedhi E, Cecon C, Suryapranata H, De Luca G. Duration of dual antiplatelet therapy and outcome in patients with acute coronary syndrome undergoing percutaneous revascularization: A meta-analysis of 11 randomized trials. *Int J Cardiol*. 2018;264:30–38.



32. De Luca G, Dirksen MT, Spaulding C, et al. Drug-Eluting Stent in Primary Angioplasty (DESERT) Cooperation Drug-eluting vs bare-metal stents in primary angioplasty: a pooled patient-level meta-analysis of randomized trials. *Arch Intern Med.* 2012;172:611–621.
33. Garot P, Morice MC, Tresukosol D, et al. LEADERS FREE Investigators 2-Year Outcomes of High Bleeding Risk Patients After Polymer-Free Drug-Coated Stents. *J Am CollCardiol.* 2017;69:162–171.
34. Costa F, van Klaveren D, James S, et al. PRECISE-DAPT Study Investigators. Derivation and validation of the predicting bleeding complications in patients undergoing stent implantation and subsequent dual antiplatelet therapy (PRECISE-DAPT) score: A pooled analysis of individual-patient datasets from clinical trials. *Lancet.* 2017;389:1025–1034.
35. Yeh RW, Secemsky EA, Kereiakes DJ, et al. DAPT Study Investigators. Development and validation of a prediction rule for benefit and harm of dual antiplatelet therapy beyond 1 year after percutaneous coronary intervention. *JAMA.* 2016;315:1735–1749.
36. Baber U, Mehran R, Giustino G, et al. Coronary Thrombosis and Major Bleeding After PCI With Drug-Eluting Stents: Risk Scores From PARIS. *J Am Coll Cardiol.* 2016;67:2224–2234.
37. Avezum A, Makdisse M, Spencer F, et al. Impact of age on management and outcome of acute coronary syndrome: observations from the Global Registry of Acute Coronary Events (GRACE). *Am Heart J.* 2005;149:67–73.
38. Brener SJ, Mehran R, Dangas GD, et al. Relation of Baseline Hemoglobin Levels and Adverse Events in Patients With Acute Coronary Syndromes (from the Acute Catheterization and Urgent Intervention Triage strategY and Harmonizing Outcomes with Revascularization and Stents in Acute Myocardial Infarction Trials). *Am J Cardiol.* 2017;119:1710–1716.
39. Yazji K, Abdul F, Elangovan S, et al. Baseline anemia in patients undergoing percutaneous coronary intervention after an acute coronary syndrome-A paradox of high bleeding risk, high ischemic risk, and complex coronary disease. *J Interv Cardiol.* 2017;30:491–499.
40. Wallentin L, Becker RC, Budaj A, et al. PLATO Investigators. Ticagrelor versus clopidogrel in patients with acute coronary syndromes. *N Engl J Med.* 2009;361:1045–1057.
41. Wiviott SD, Braunwald E, McCabe CH, et al. TRITON-TIMI 38 Investigators. Prasugrel versus clopidogrel in patients with acute coronary syndromes. *N Engl J Med.* 2007;357:2001–2015.
42. De Luca G, Dirksen MT, Spaulding C, et al. Drug-Eluting Stent in Primary Angioplasty (DESERT) Cooperation Drug-eluting vs bare-metal stents in primary angioplasty: a pooled patient-level meta-analysis of randomized trials. *Arch Intern Med.* 2012;172:611–621.
43. Verdoia M, Schaffer A, Barbieri L, et al. Optimal Duration of Dual Antiplatelet Therapy After DES Implantation: A Meta-Analysis of 11 Randomized Trials. *Angiology.* 2016;67:224–238.
44. Wernly B, Rezar R, Gurbel P, Jung C. Short-term dual antiplatelet therapy (DAPT) followed by P2Y12 monotherapy versus traditional DAPT in patients undergoing percutaneous coronary intervention: meta-analysis and viewpoint. *J Thromb Thrombolysis.* 2020;49:173–176.